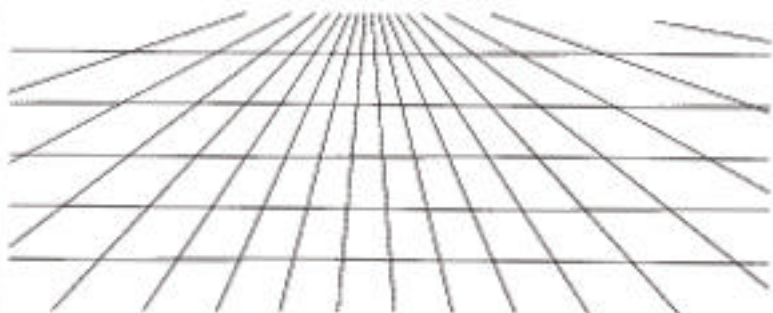


TRANSISTOR MEGAPHONE

**INSTRUCTION
MANUAL**

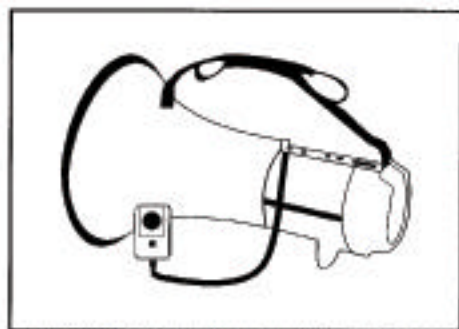
Nexkon

EM-35A



CE

TRANSISTOR MEGAPHONE



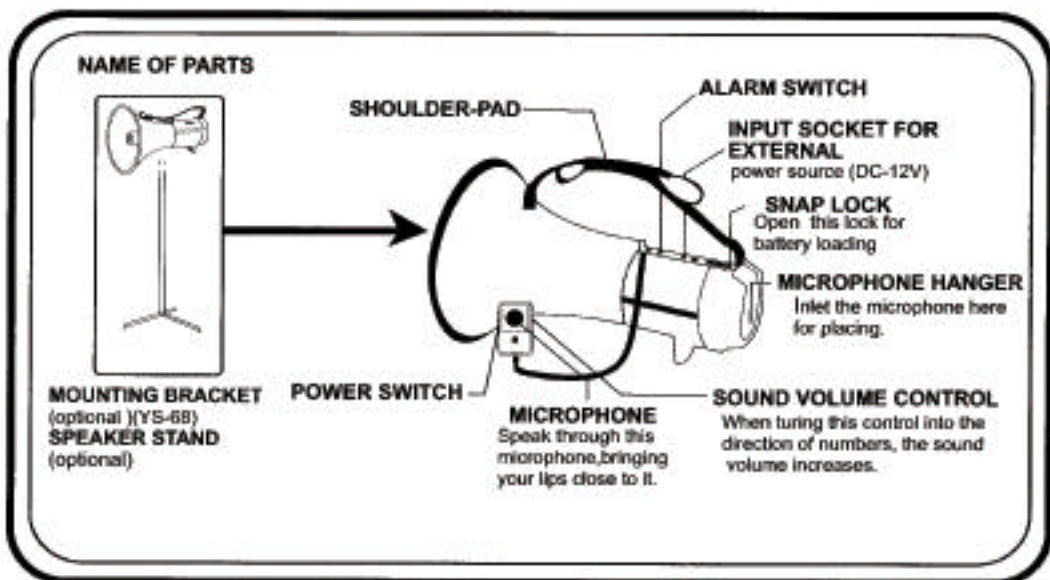
■ FEATURES

1. A 40W MAX output megaphone with a large horn of 300 and operates on R14 P or C batteries.
2. Can also operate on a battery of 12V DC through connection to an external power input socket.
3. Incorporates lock switch for microphone.
4. Siren / fogot / whistle function are available.
5. Mountable on an optional speaker stand using with an optional mounting bracket.

■ PRECAUTIONS

- ★ The power source should be R14P or C batterier (8 pieces) or a car battery of 12V DC.
- ★ When using a car battery, the car should be a 12V (-) earth version. The car battery operation is impossible if the car is a 24V DC or (+) earth version.
- ★ Remove the batteries from the megaphone when you do not use the megaphone for a long period.
- ★ Avoid exposing in rain.
- ★ Do not use benzine or thinner in cleaning out.
- ★ In summer, do not leave this megaphone in a shut up car or do not use it in a place having strong sun-shine for a long period of time.

NOMENCLATURE



■ HOW TO INSERT BATTERIES

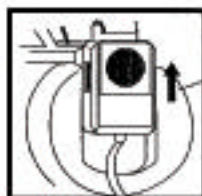
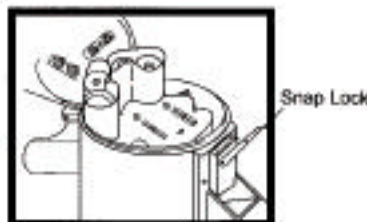
1. Open the snap lock, equipped on the top of the body.
2. Put eight type C batteries in the battery cases where it is shown the correct polarity.
3. After putting the batteries in the cases, insert them into the battery compartment of the megaphone as figured. Be sure to insert with correct polarity on concavity of the battery cases and convexity of the main body.
4. Close the battery compartment cover and shut the snap lock.

CAUTION

- ★ Avoid mixed use of new and used batteries.
- ★ When not using the megaphone for such a long period as more than 2 weeks, take out the batteries in order to protect the megaphone from corrosion to be caused by liquid leakage.

■ USING MICROPHONE

1. Insert the attached microphone (DM-80) into the microphone input socket and securely tighten it.
2. Press a power switch located at the left side of microphone and adjust the volume to such appropriate level as to avoid the feedback by means of a volume control knob at the right of microphone.
3. Speak in a sufficiently loud voice with the lips as close to the microphone as possible.



When removing microphone, slide it up to the arrow direction.



■ THE MICROPHONE POWER SWITCH CAN BE LOCKED.

Sliding a locking knob to the direction indicated with an arrow as shown in the figure always keeps the microphone "ON", which is convenient for speaking for long time.

CAUTION

After the use, make sure to slide the power locking knob downward to switch off power.

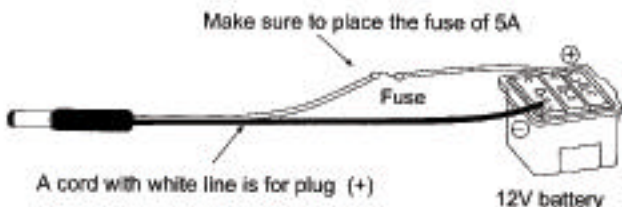
■ SOUNDING ALARM

1. Press the alarm switch (SIGNAL) located at the upper operating section, so that a alarm sounds immediately.
2. Release the signal switch, and a alarm stops sounding.

CAUTION

- ★ Avoid using while an engine is activated, which may shorten life of apparatus.
- ★ Make sure to get the power source from the car of 12V (-) earth.
- ★ Car battery operation is impossible for a car of 24V DC or (+) earth version.
- ★ Erroneous use may result in failure of apparatus.

- ★ A car cigarette socket is clogged with cigarette ash, etc. which often causes contact failures.
- ★ Insertion of plug into the external power input terminal lets the external power have dominance over the battery for operation.
- ★ When the power is supplied from the battery of 12V DC.
- ★ Remove a cigarette lighter plug and connect the cable to the battery directly as shown in the figure.



■ USING WITH THE SPEAKER STAND

The megaphones can be mounted on the NEXKON speaker stand EM-68ST using together with the NEXKON mounting bracket EM-68YS. The EM-68ST and EM-68YS are both options.



CAUTION

Do not mount the microphone stand.

■ SPECIFICATIONS

Model number	EM-35A
Amp. output	40W Max.
Battery used	R14P or C batteries x 8 (total 12V) UM-2
External power source	12V battery or 10-13.8V DC
Battery life	About 7 hours for voice, About 2 hours for signal
Signal tone	Siren / whistle / fog horn
Weight	About 2.5kg (without battery)
Dimensions	300mm (dia.) 460mm (length)
Colour	Horn, amplifier case : off-white